

The Path to CPA



Start

The experts at the National Association of State Boards of Accountancy (NASBA) are very familiar with the CPA examination and licensing process and understand it can be confusing. The infographic below outlines the key points to know about earning the CPA credential.





Choose Where You Want to Practice

Pick a jurisdiction for exam and/or licensure. Consider where you expect to live, work and play after college.

1

Earn Your Education

Requirements vary from state to state, so learn what your selected jurisdiction requires for both the Exam and CPA license.




-  Bachelor's degree or higher
-  120 versus 150 semester hours
-  Number of accounting and business hours
-  Specific course requirements such as audit, US tax, ethics or business law



2

Pass the Examination

CPA candidates must successfully complete the Uniform CPA Examination to qualify for licensure.

-  Exam consists of four parts for a total of 16 hours test time
-  Must pass all four parts with a 75% or higher
-  Once you pass your first part, you have 18 months to pass the remaining three parts



3




Know ahead of time if your employment or internship will qualify for your state.



4

Earn the Experience

Accounting experience will be required to get a CPA license




-  One year (2,000 hours) or more
-  Auditing hours required?
-  Who can sign off on your work experience (supervised vs. verified)?



5

Fulfill Your Ethics Requirement

Accountancy Boards want newly licensed CPAs to put ethics into action, so passing an ethics course or exam may be a final requirement.

-  AICPA Ethics Exam
-  State-Specific Exam
-  Must pass with a 90% or higher

CPA



Need Assistance?



Are you confused or overwhelmed about getting your CPA license? NASBA is here to help! Use the Accountancy Licensing Library (allLibrary.com) to plan ahead.

Research Tool

The ALL Research Tool is a cost-effective way to narrow the list of states where you most likely qualify for the Uniform CPA Examination and a CPA license before you apply.



Plan Ahead

- ⚙️ Search multiple exam and license criteria across states
- ⚙️ Identify where you may qualify for the CPA Exam or CPA License
- ⚙️ Export and sort results in CSV or XLS files
- ⚙️ Unlimited searches for only \$10 for 1-day subscription
- ⚙️ Print reports for your records

State Subscription

Once you've decided where you want to get your CPA license, you can purchase a 3-month ALL State Subscription and for only \$45 get full CPA license details for the state of your choice! This subscription gives you access to the following information for your selected state:



- 💡 Licenses available at each Board of Accountancy
- 💡 Full education, work experience and CPA licensing requirements including step-by-step instructions for applying
- 💡 All official State Board forms in a convenient fill-in PDF format
- 💡 Email alerts about State Board changes to forms and procedures

🖥️ Online and readily available 24/7

🖥️ Requirements of all 55 jurisdictions in one place

🖥️ Supported by NASBA's commitment to accuracy

🖥️ Intuitive and easy to use

🖥️ Help when you need it



The road to becoming a CPA can be confusing, but NASBA's Accountancy Licensing Library (ALL) helps take the complexity out of it all, so you can focus on your future and a rewarding career as a CPA. Visit the allLibrary.com to learn more about ALL and sign up for the ALL Research Tool or State Subscription today.