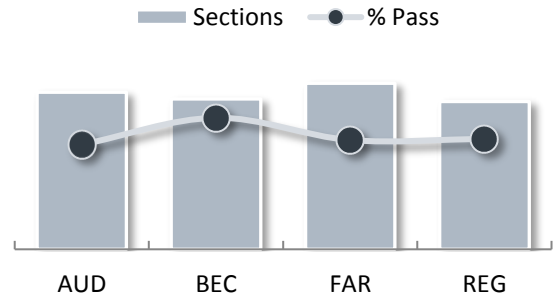


2014 CPA Exam Performance: *All Degrees*

All FT Examination Sections

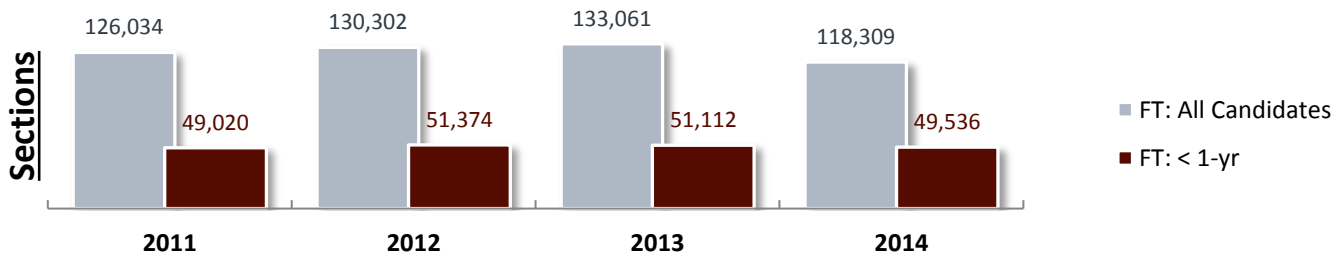
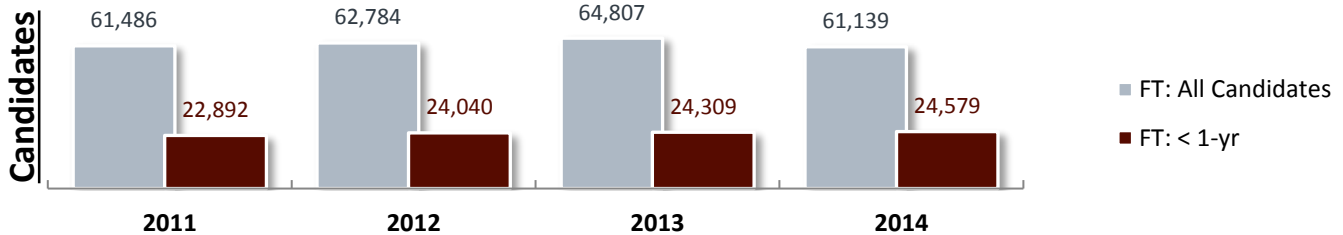
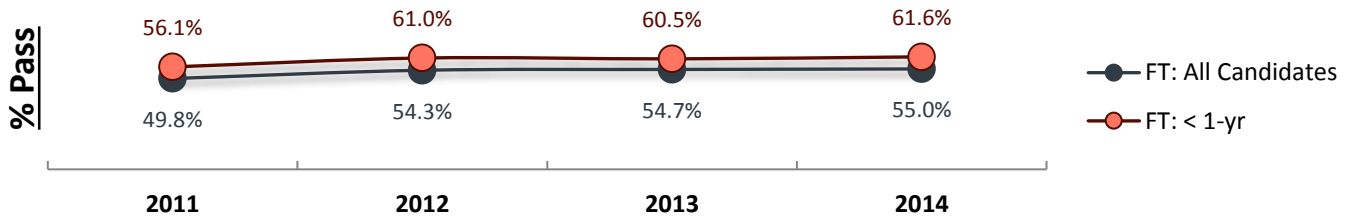
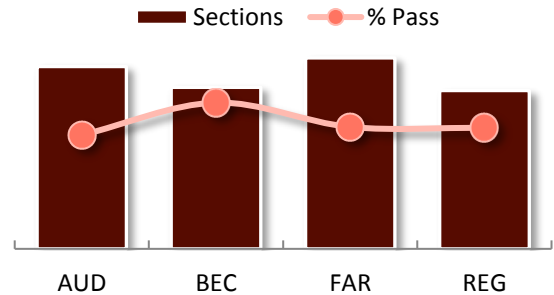
Performance: All FT

	<u>Candidates</u>	<u>Sections</u>	<u>Avg Score</u>	<u>% Pass</u>	<u>Avg Age</u>
Total	61,139	118,309	72.5	55.0%	27.8
AUD	29,931	29,931	72.6	49.8%	27.8
BEC	28,611	28,611	75.5	65.1%	27.8
FAR	31,611	31,611	70.5	52.4%	27.9
REG	28,156	28,156	71.6	53.1%	27.9



Performance: FT Sitting Within 1-year

	<u>Candidates</u>	<u>Sections</u>	<u>Avg Score</u>	<u>% Pass</u>	<u>Avg Age</u>
Total	24,579	49,536	75.0	61.6%	25.2
AUD	13,031	13,031	74.9	55.1%	25.2
BEC	11,545	11,545	78.2	73.6%	25.1
FAR	13,645	13,645	73.4	59.7%	25.2
REG	11,315	11,315	73.9	59.3%	25.2

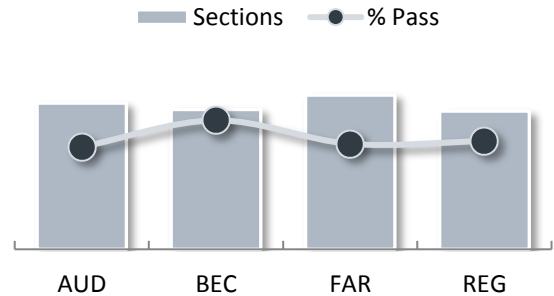


2014 CPA Exam Performance: *Bachelor's Degrees*

All FT Examination Sections

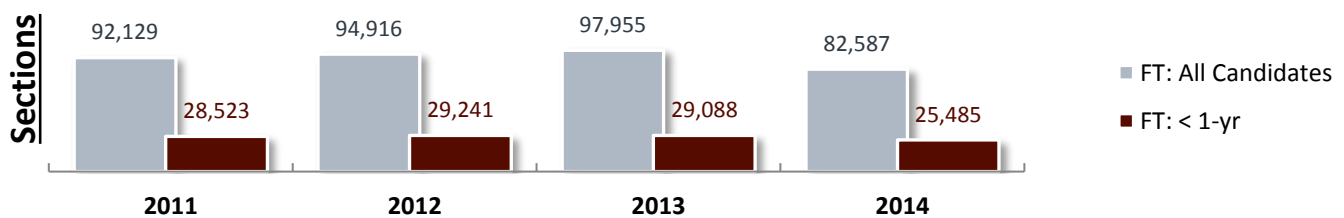
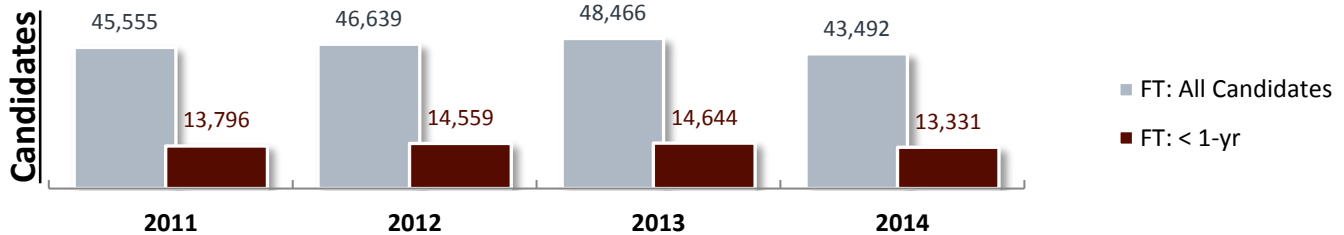
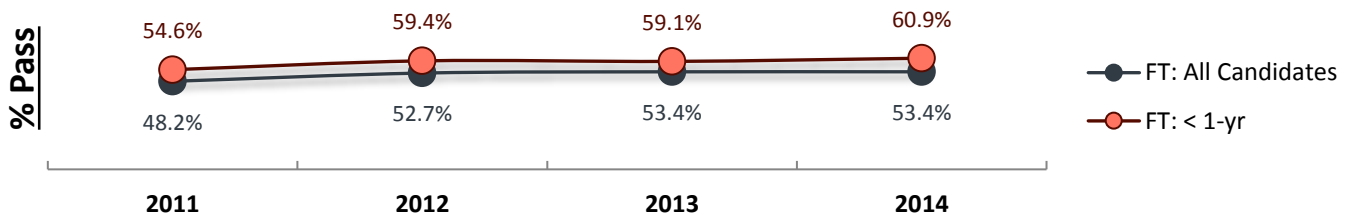
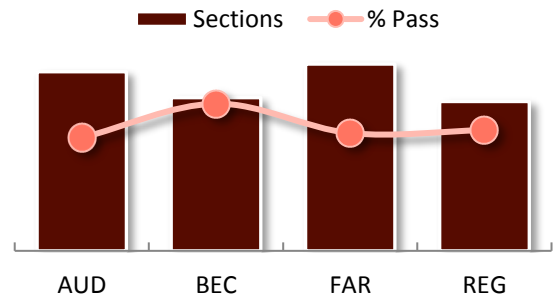
Performance: All FT

	<u>Candidates</u>	<u>Sections</u>	<u>Avg Score</u>	<u>% Pass</u>	<u>Avg Age</u>
Total	43,492	82,587	71.9	53.4%	27.6
AUD	20,869	20,869	72.0	48.5%	27.6
BEC	19,984	19,984	75.0	63.7%	27.6
FAR	22,003	22,003	69.7	50.2%	27.7
REG	19,731	19,731	71.1	51.8%	27.7



Performance: FT Sitting Within 1-year

	<u>Candidates</u>	<u>Sections</u>	<u>Avg Score</u>	<u>% Pass</u>	<u>Avg Age</u>
Total	13,331	25,485	74.8	60.9%	24.2
AUD	6,830	6,830	74.8	54.7%	24.2
BEC	5,839	5,839	78.3	74.2%	24.2
FAR	7,120	7,120	72.8	57.4%	24.2
REG	5,696	5,696	73.9	59.1%	24.2

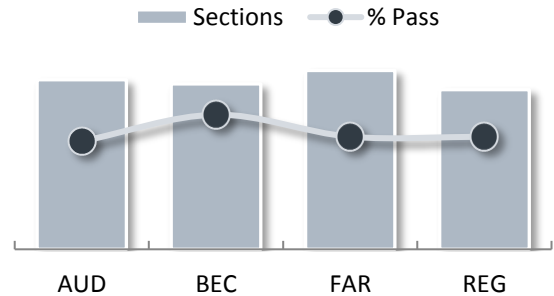


2014 CPA Exam Performance: *Advanced Degrees*

All FT Examination Sections

Performance: All FT

	<u>Candidates</u>	<u>Sections</u>	<u>Avg Score</u>	<u>% Pass</u>	<u>Avg Age</u>
Total	10,073	19,238	73.2	56.8%	29.7
AUD	4,845	4,845	73.4	51.7%	29.6
BEC	4,724	4,724	76.1	66.9%	29.7
FAR	5,111	5,111	71.4	54.3%	29.7
REG	4,558	4,558	72.2	54.3%	29.8



Performance: FT Sitting Within 1-year

	<u>Candidates</u>	<u>Sections</u>	<u>Avg Score</u>	<u>% Pass</u>	<u>Avg Age</u>
Total	3,978	8,381	76.0	64.7%	26.0
AUD	2,184	2,184	75.7	57.3%	26.1
BEC	2,006	2,006	78.9	76.5%	26.0
FAR	2,250	2,250	74.8	64.2%	26.0
REG	1,941	1,941	74.9	61.3%	26.0

