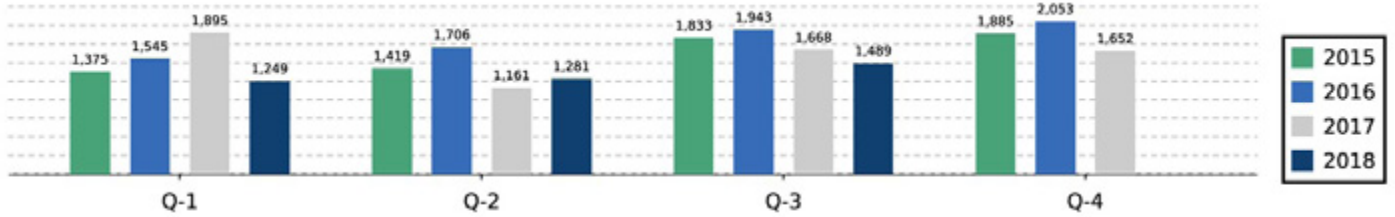


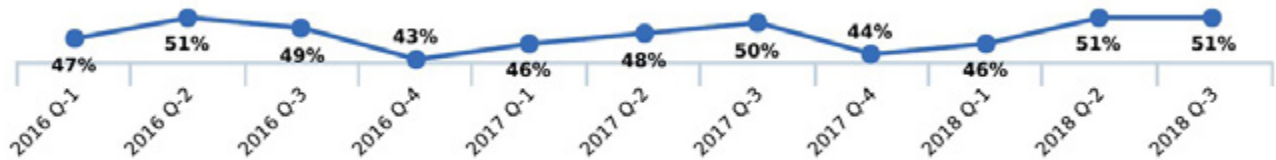
PENNSYLVANIA CPA EXAM STATISTICS

Candidate Performance on the Uniform CPA Examination - Jurisdiction & University Editions, 2017

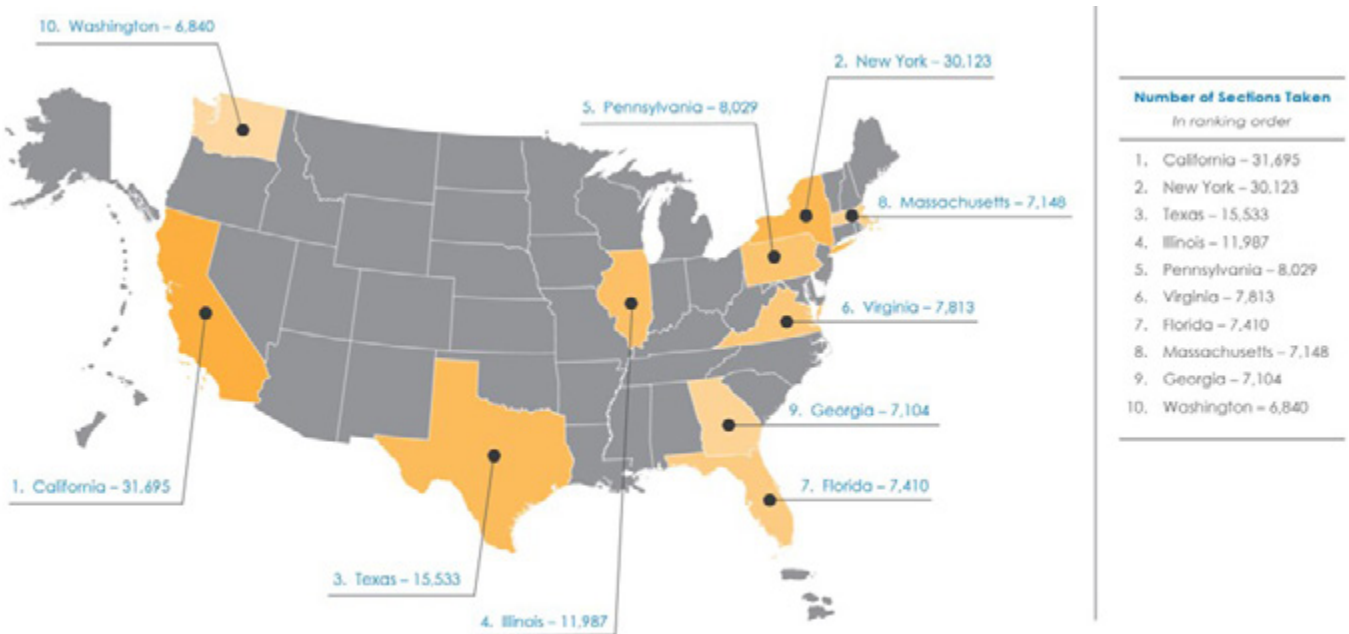
NUMBER OF CANDIDATES SITTING FOR EXAM PER QUARTER



AVERAGE PASS RATE SINCE 2016 FOR ANY SECTION



PENNSYLVANIA MAKES IT TO THE TOP TEN...AGAIN! Top 10 jurisdictions - most CPA Exam section taken



Copyright © 2018 National Association of State Boards of Accountancy, Inc. All rights reserved

There was no change in the top volume states from 2016 to 2017, though Virginia was close with Pennsylvania for the 5th position. The top five states consistently represent just over 40% of all CPA Exam section annual volume.

NUMBER OF SECTIONS TAKEN, PER QUARTER

