

CPA Exam Update: Focus on International

NASBA Regional Meetings

June, 2014

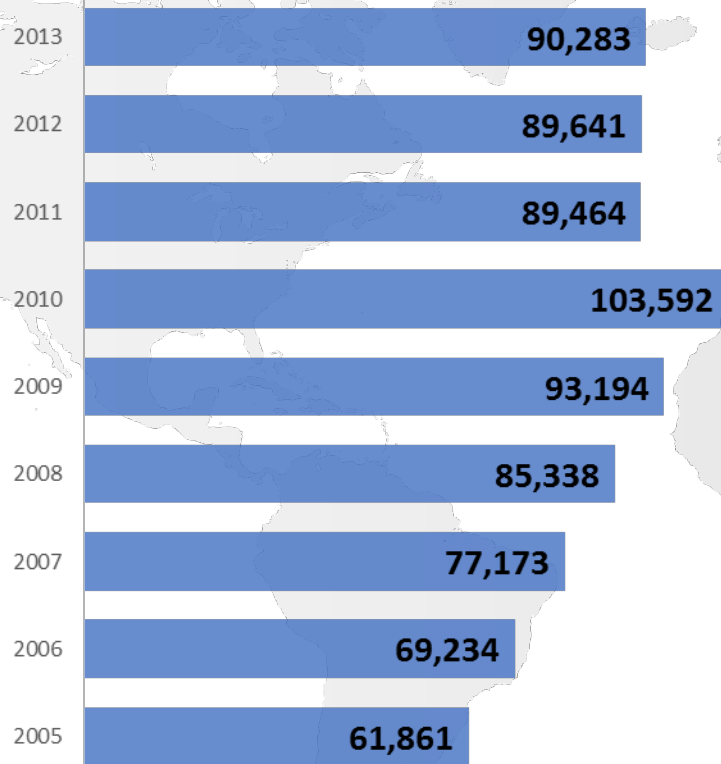


Colleen K. Conrad, CPA

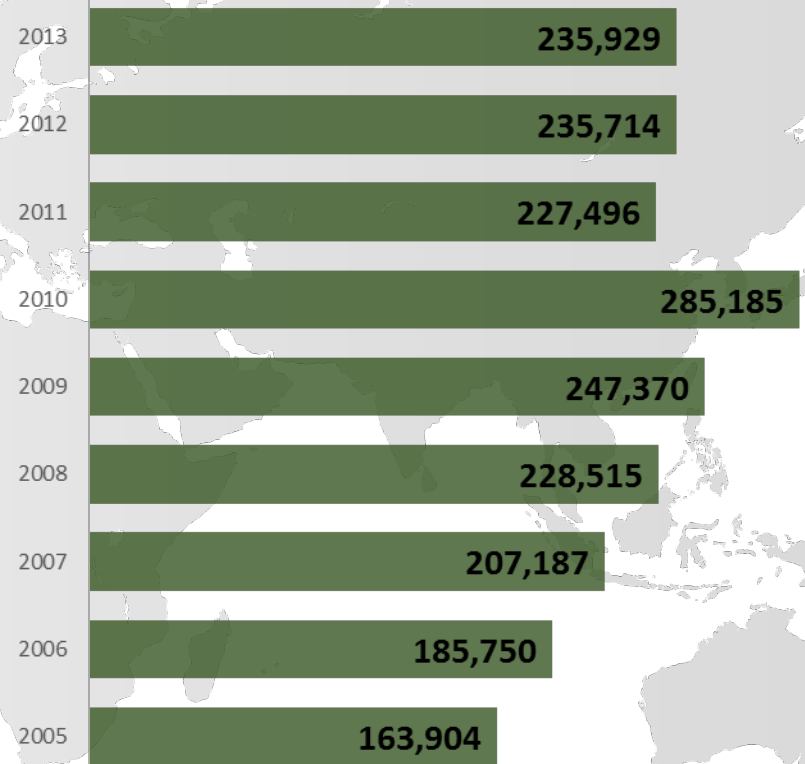
Executive Vice President and COO

Domestic Testing Locations

Candidates



Sections



2013 Exam: Candidate Book

Overall Performance

Unique Candidates	94,154
New Candidates	41,620
Total Sections	245,982
Passing 4th Section	26,999
Sections/Candidate	2.61
Pass Rate	49.4%
Average Score	71.8

Top 3 Jurisdictions

Most Candidates

1. California	14,314
2. New York	9,859
3. Texas	5,661

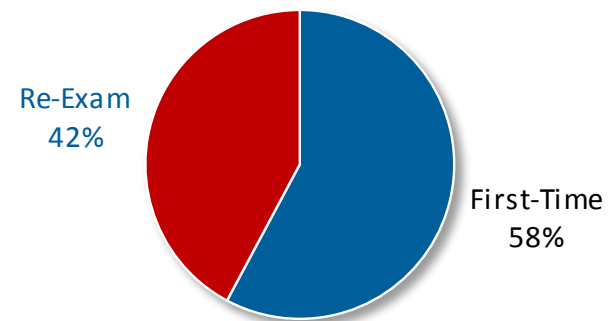
Highest Pass Rate

1. Utah	61.3%
2. Wisconsin	59.1%
3. Oregon	58.5%

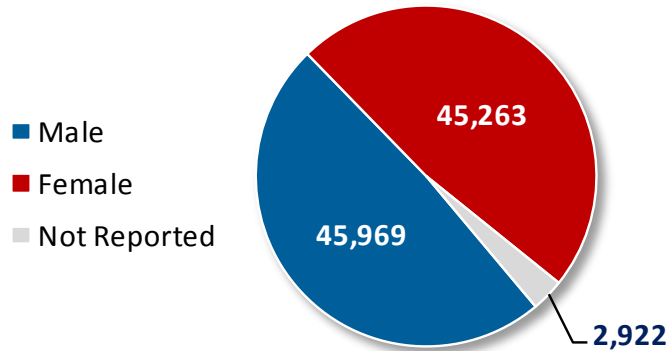
Section Performance

	<u>Sections</u>	<u>Score</u>	<u>% Pass</u>
First-Time	142,221	72.6	54.6%
Re-Exam	103,761	70.9	42.2%
AUD	68,228	72.2	45.9%
BEC	56,503	73.8	55.8%
FAR	60,787	70.4	48.3%
REG	60,464	71.2	48.4%

Exam Type by Percent



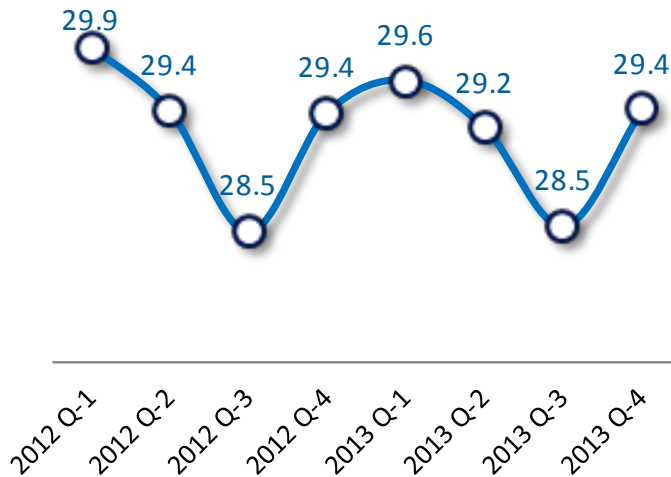
2013 Exam: Candidate Book



Candidate Count	
In-State Address	72,095
Out-of-State Address	13,314
International Address	8,745

% of Candidates	
In-State Address	76.6%
Out-of-State Address	14.1%
International Address	9.3%

Average Age



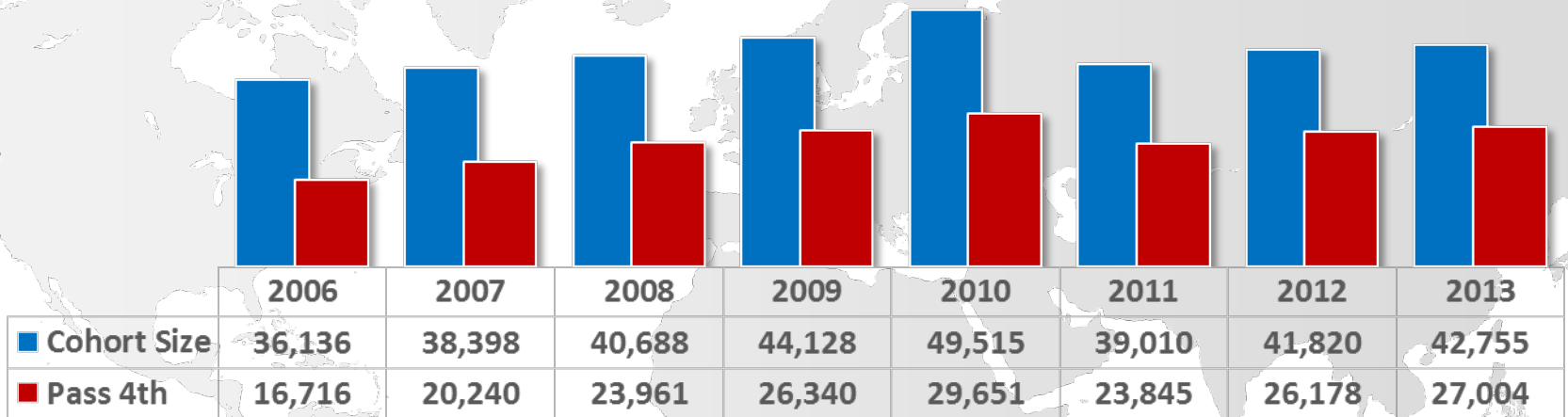
Degree Type

Candidate Count	
Bachelor's Degree	66,436
Advanced Degree	13,380
Enrolled/Other	14,338

% of Candidates	
Bachelor's Degree	70.6%
Advanced Degree	14.2%
Enrolled/Other	15.2%

CPA Pipeline

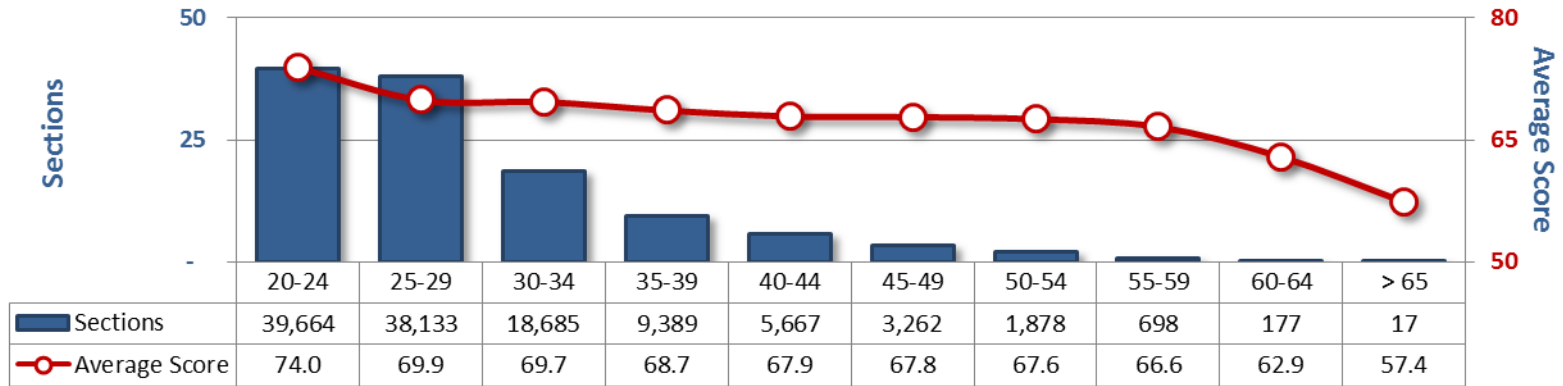
Cohort Size vs Passing 4th by Year



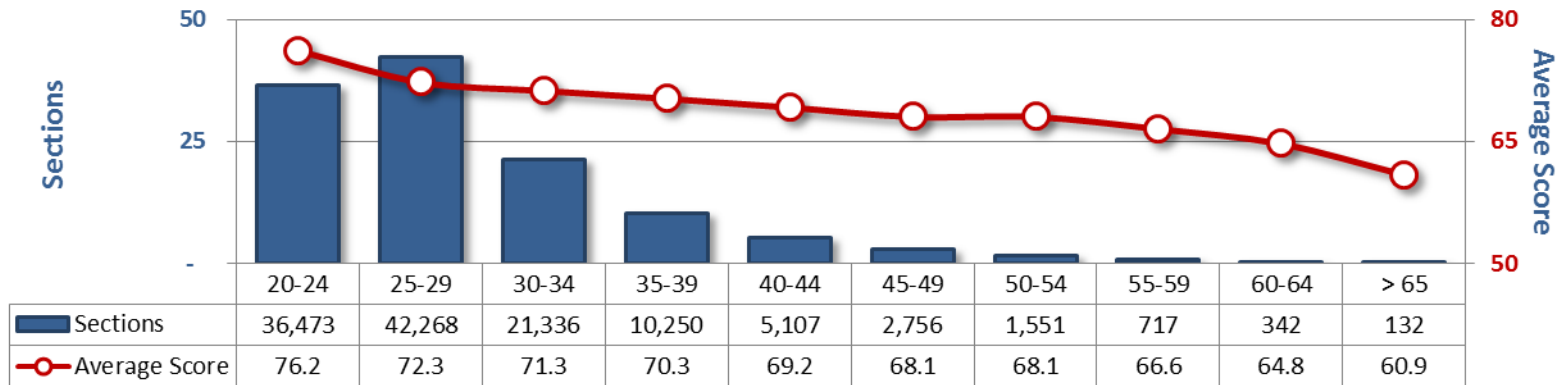
- **Cohort** represents candidates who **BEGAN** testing in the given year
- **Pass 4th** represents candidates who passed their **LAST** section in the given year

CPA Candidate: Gender/Age

Exam Performance by Age Group: Women



Exam Performance by Age Group: Men



International Exam : A Few Facts

- Began testing internationally in 2011
- Testing mirrors domestic exam
- Only some jurisdictions accept international candidates
- Who can test abroad?

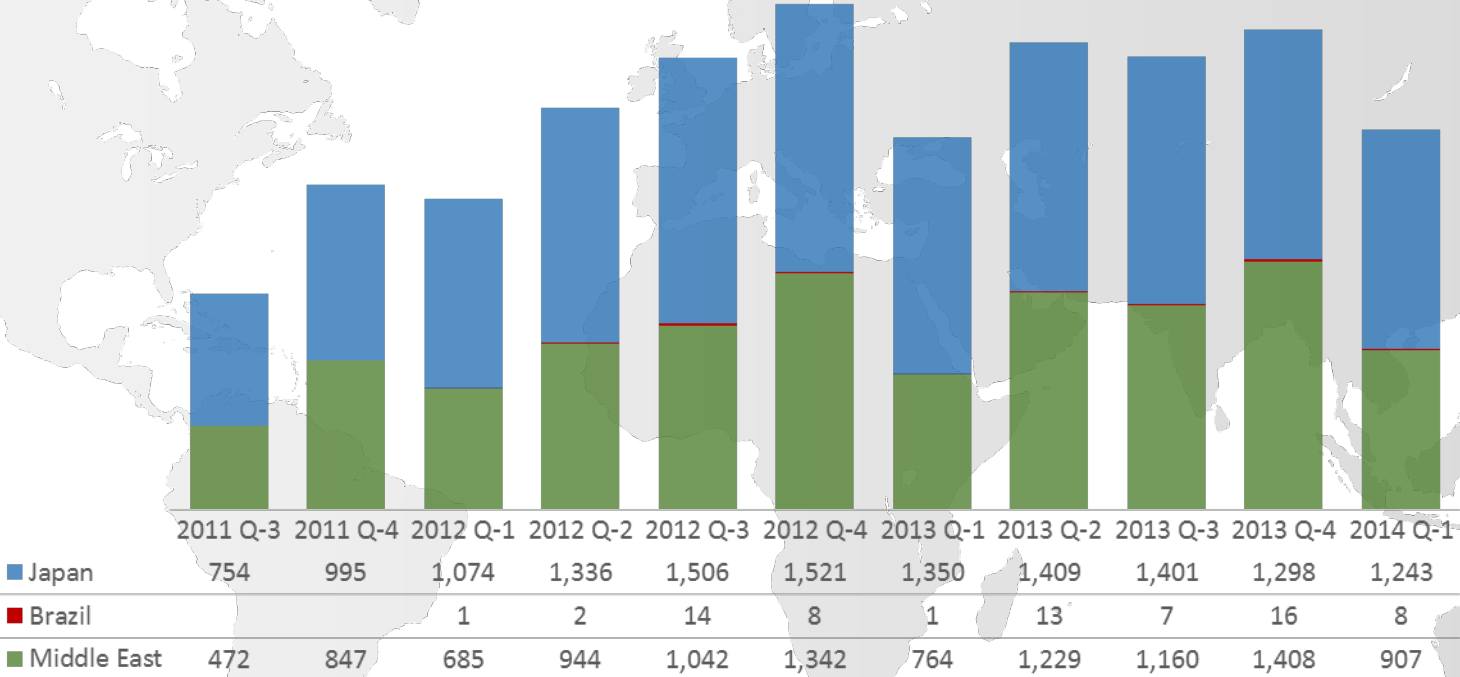
International Locations

- Japan
- Middle East (Bahrain, Kuwait, Lebanon, United Arab Emirates (UAE))
 - Also open to citizens, permanent and long-term residents of Egypt, Qatar, Oman, Saudi Arabia, Jordan and Yemen
- Brazil
 - Also open to citizens, permanent and long-term residents of the rest of South America

International Outreach

- Three webinars this year - Middle East and Japan
- Arabic and Japanese Summary CPA Exam Alert
- Japanese language website
- Social media
- Targeted placement of articles

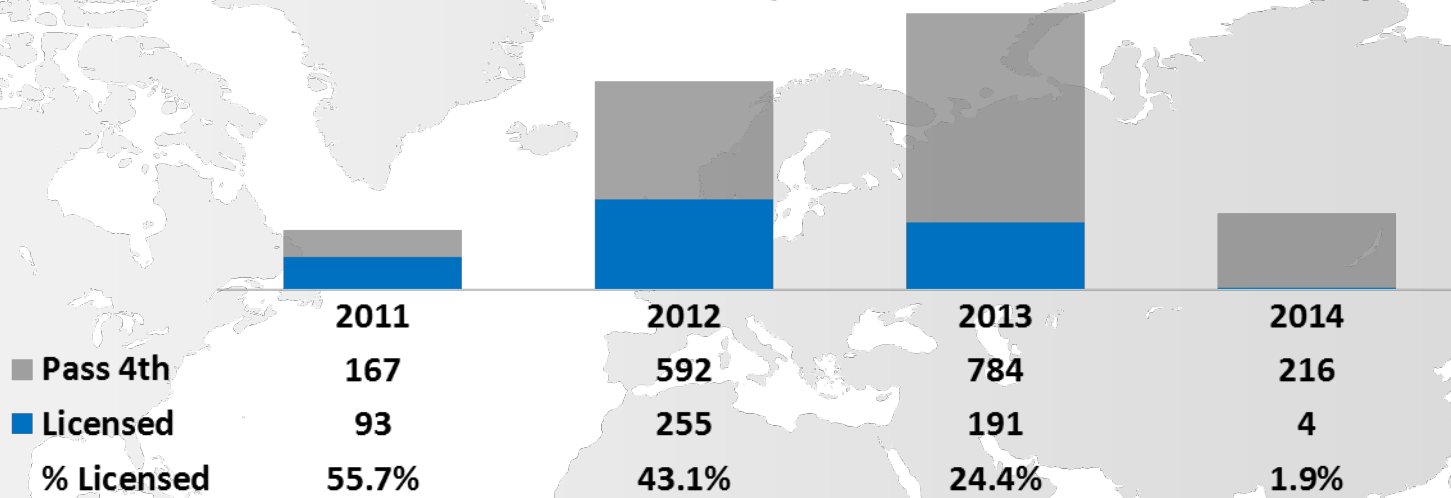
International Testing (Sections)



International Candidate Trends


Rank	Country (Home)	Candidates (2012)	Candidates (2013)	Growth 1-Year	Growth 3-Year	Average Score	Average Pass Rate
1	Japan	2,238	1,985	(11.3%)	(41.7%)	66.2	31.6%
2	Korea, Republic of	1,349	1,352	0.2%	(39.0%)	67.5	40.3%
3	China	741	1,007	35.9%	207.0%	69.2	47.7%
4	United Arab Emirates	522	581	11.3%	182.0%	68.6	39.4%
5	Canada	595	530	(10.9%)	(46.2%)	72.8	51.7%
6	India	397	428	7.8%	(27.5%)	67.0	41.5%
7	Saudi Arabia	238	306	28.6%	77.9%	68.1	36.9%
8	Egypt	293	299	2.0%	20.6%	69.5	41.4%
9	Taiwan	261	271	3.8%	(2.9%)	69.8	48.0%
10	Lebanon	201	229	13.9%	114.0%	71.5	51.3%
11	Bahrain	198	206	4.0%	67.5%	61.4	31.1%
12	Jordan	149	188	26.2%	97.9%	67.0	36.6%
13	Kuwait	163	163	0.0%	126.4%	69.4	47.7%
14	Bahamas	157	151	(3.8%)	(20.5%)	65.5	29.2%
15	Hong Kong	186	147	(21.0%)	(31.6%)	67.7	37.1%
Overall		8,562	8,739	2.1%	(14.5%)	70.6	46.5%

International Testing Pipeline




- International candidates PASS numbers are continuing to increase
- Initial trends show that at least 50% of those candidates will pursue and receive licensure

2013 Skills: BEC/FT/Writing



- % C/S is the percent of exam sections that scored **comparable** or **stronger** than the baseline
- The Writing skills area is the **HIGHEST** scored exam area nationally but the **LOWEST** scored exam area for Japanese candidates

2013 Skills: REG/FT/Bus. Law



- International candidates perform well in Regulation
- **3 out of 5** International testing locations had higher percent of candidates score Comparable or Stronger than National average in Business Law



Questions

Colleen K. Conrad, Executive VP and COO

cconrad@nasba.org

615-880-4207